

EMPLOYMENT OPPORTUNITIES

Looking for job opportunities in a vibrant, growing, rural community?
Employment opportunities are abundant in the Saugeen Area and
Saugeen Connects is here to help!

Our employers value skilled, dedicated employees who are keen to
learn, and the Saugeen area welcomes newcomers through support
in settlement services to help you and your family feel at home here.

Please contact a Saugeen Connects member or directly with the
employers listed on the Saugeen Connects website;

www.saugeenconnects.com



Royal Terrace
Long Term and Residential Care

Edgewell™
PERSONAL CARE

revera

Golden Valley Farms Inc.

HDH
HANOVER & DISTRICT HOSPITAL

MUSASHI

TOYODA GOSEI

WEST BROS FURNITURE

LARSEN & SHAW
the hinge people

SOUTH BRUCE GREY HEALTH CENTRE
CHESLEY | OURHAM | WILKINSON | WILKINSON

Saugeen Economic Development Corporation
A Community Futures Development Corporation

CONTACT US

515 Mill St, Neustadt ON
519-799-5750 1-877-335-7332

sbdc.ca info@sbdc.ca

EDITORS COMMENTS

The Saugeen area remains steady during the first half of 2022. Most economic indicators broke through the year-over-year numbers. New vehicle sales, new build permits and average price of homes all continued to grow. Growth was also experienced through an increase in population for each of the 10 municipalities, suggesting a strong 2nd half of 2022 for the Saugeen Area.

The Saugeen Economic Development Corporation continues to offer the Business Resurgence Program as a free service providing local businesses tailored advice, consulting and mentorship. The Business Resurgence Program offers 6 different options. The program will run until March 31, 2023. If you know a business that could benefit from this free service or you own a business and would like to take part in the program, please visit the SEDC website to fill out an application or call Andrea Rowntree. 519-799-5750 ext 301.

COVID-19 INDICATORS



Real Estate Sales

Lower Unit Sales, Higher Prices



New Motor Vehicle Sales

Vroom on



Social Assistance

Post-Pandemic Increase



Unemployment

Return to Pre-Covid Numbers



Building Permits

Values Spike



Population Growth

On The Rise



Saugeen Economic Development Corporation
A Community Futures Development Corporation

CONTACT US

515 Mill St, Neustadt ON
519-799-5750 1-877-335-7332

sbdc.ca info@sbdc.ca

THE SAUGEEN ECONOMY

Jan - Jun 2022

Saugeen Economic Development Corporation in Partnership with the Regional Advisory Committee

A COMMUNITY FUTURES DEVELOPMENT CORPORATION



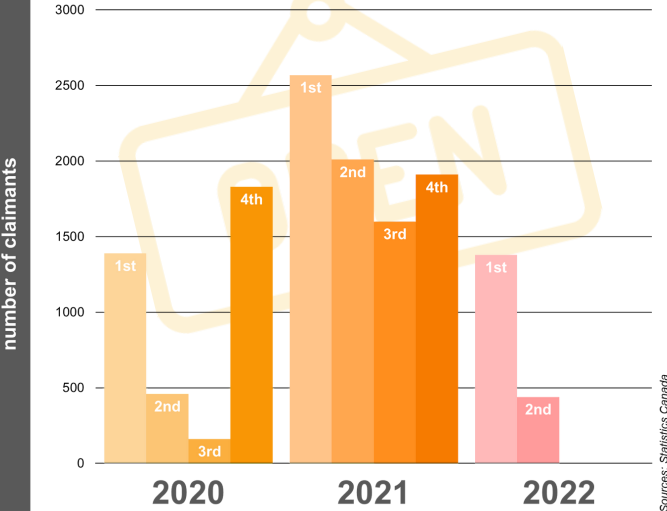
COVER IMAGE: MILD MAY, ONTARIO



Unemployment Saugeen

The average number of claimants comparable to pre-covid 2019/2020

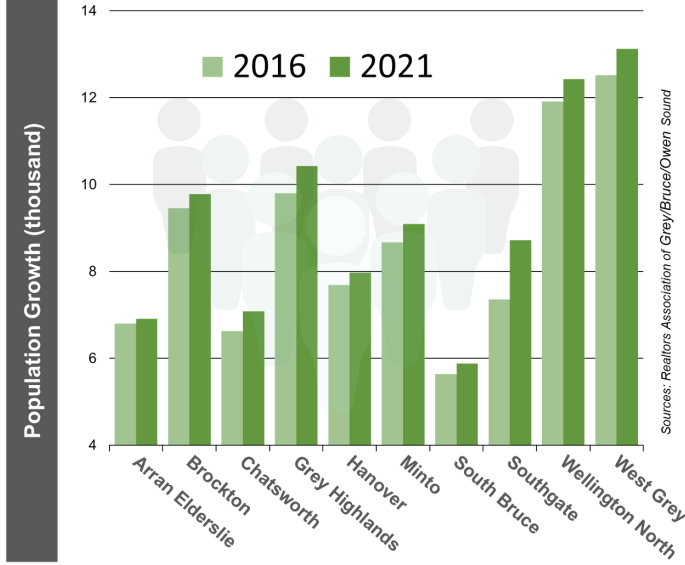
At the end of June 2022, there were 440 claimants for unemployment insurance in the Saugeen catchment area - down 1570 or 257% from June 2021. By comparison, there was a 487% decrease Ontario-wide.



Population Growth Saugeen

Population Changes

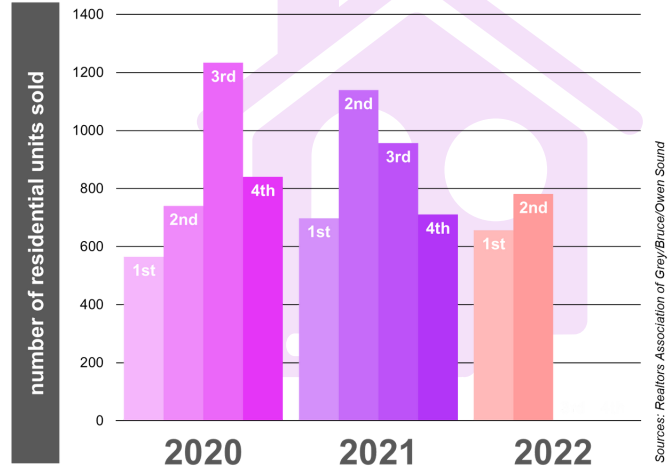
The Saugeen catchment area had a slight increase in population over the 5 year period between 2016 & 2021. During that time, the area reported 91,410 residents or 5.7% increase in population.



Real Estate Sales Grey/Bruce/Owen Sound

Average Price Higher Yet Again

In the first half of 2022, the number of homes sold totalled 1,437 units, down 28% from the same period in 2021. The average price of homes sold during the 1st half of 2022 was \$734,964 up 16% from the same time period in 2021. The total value of Agricultural properties sold between Jan and Jun of 2022 is \$68 million, down 21% from the same period in 2021.



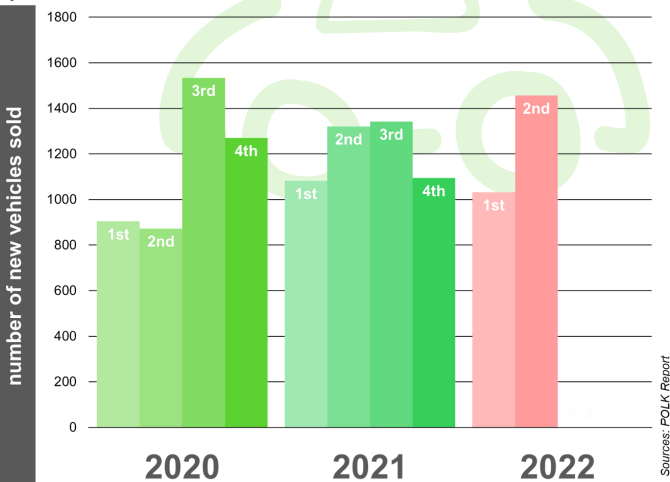
NOTE: The information in this newsletter was deemed accurate at the time of printing. We have made every effort to ensure the accuracy of the contents of this document and accept no responsibility for errors or omissions.



New Motor Vehicle Sales Saugeen

LOCAL SALES EDGE PROVINCE

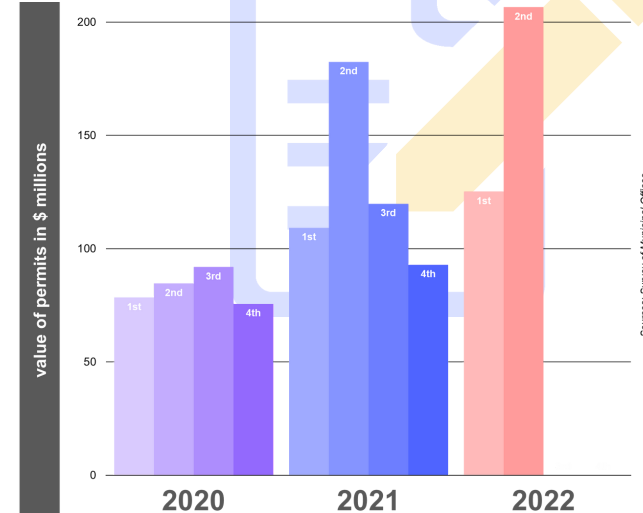
In the 1st half of 2022, local sales were reported at 2,488 units versus 2,403 units in 2021. This represents an increase of 85 units or 3.5% in 2022. By comparison, Ontario-wide sales saw a 19,447 unit or 6% decrease over the same time period.



Building Permits Saugeen

NUMBER OF PERMITS & VALUES ON THE RISE

The value of building permits issued at the end of the first half of 2022 was reported at \$332 million, Up \$40 million or 14% from the first half of 2021.



Social Assistance Grey/Bruce/Owen Sound/ Wellington County*

*Not including the city of Guelph

CASELOADS CLIMB

In the first half of 2022, the average caseloads were reported as 2053. This represents a caseload increase of 334 or 19% when compared to the 1st half of 2021.

